



Membership Card Download

The digital cards will serve as a replacement for the paper copies sent out in years past. Your digital cards will be available shortly after your purchase. *We will only be mailing membership cards to households that specifically request them.*

What devices can use the app?


Both iOS and Android enabled devices can use the app.

Does it cost anything?

The app is free.

How can I find my card?

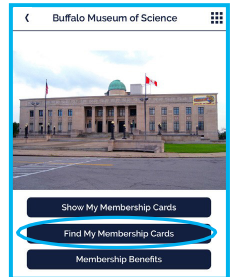
1. Download the app, **eMembership Card**, from either the Google Play Store or Apple's App Store. The app picture is a little red silhouette with the word 'Member' and a barcode underneath.
2. Once downloaded, the loading screen will display the app logo.
3. Allow the app to know your location. For members in the area it will show the closest institutions to you. The **Buffalo Museum of Science** should be among the top choices.



4. Now that your location is known you will see the choice for the **Buffalo Museum of Science**, select it.

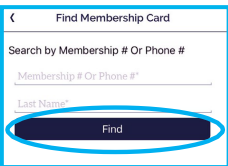
5. From there you will see a picture of the outside of the building. There will be three tabs below. Select **'Find My Membership Cards'**.

6. The app will prompt you for your membership number or the primary Phone number on your account (XXX-XXX-XXXX) and your last name. Be sure to fill out both lines of information.



7. Select **'Find'**.

8. Select **'Download my Card'** when your information appears.



4. Tap on the picture of the envelope.
5. Now you can see your membership cards.